

APPENDIX C
SFWMD Rainfall Curves

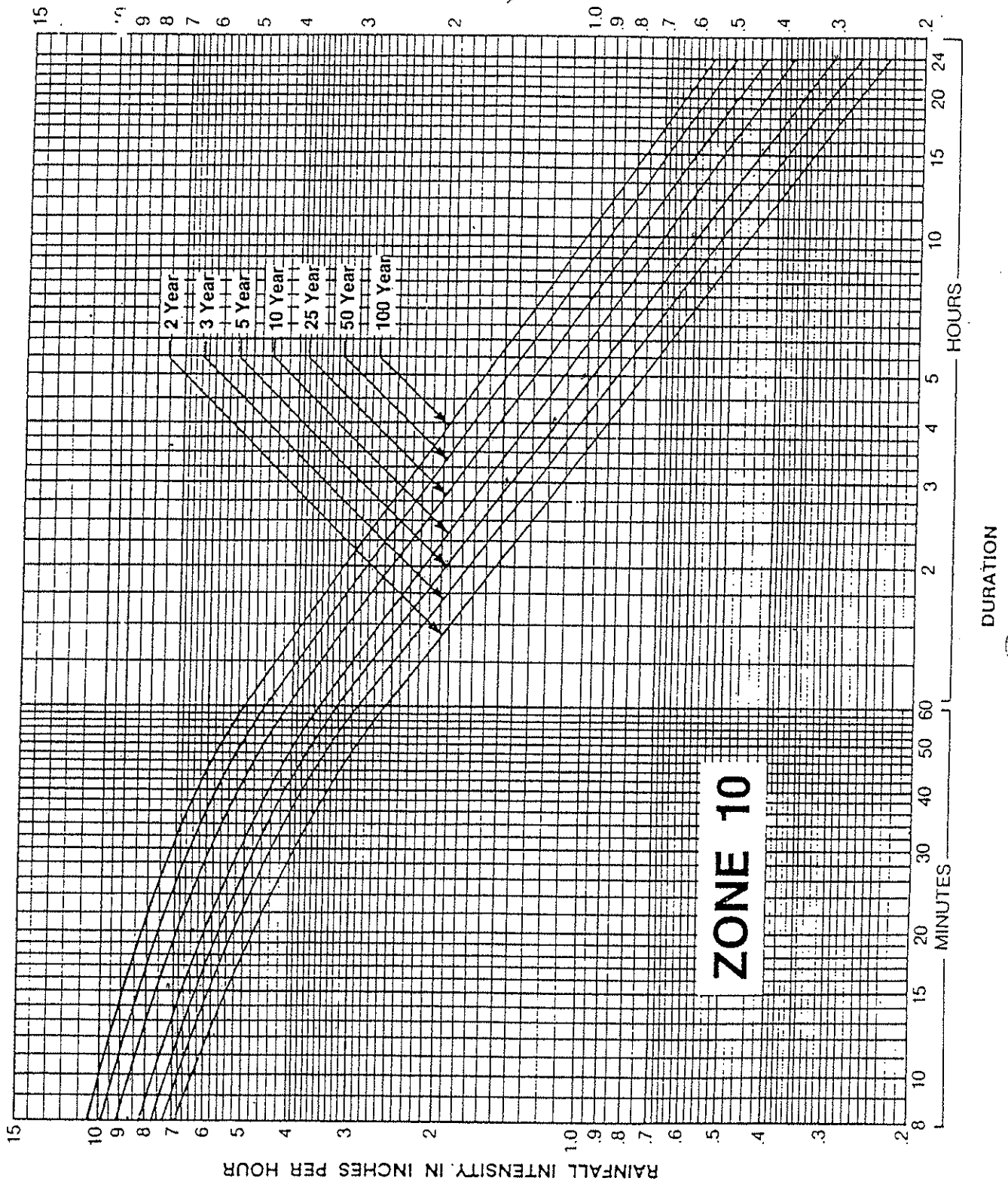


Figure F-31
Rainfall Intensity-Duration-Frequency Curves
Zone 10

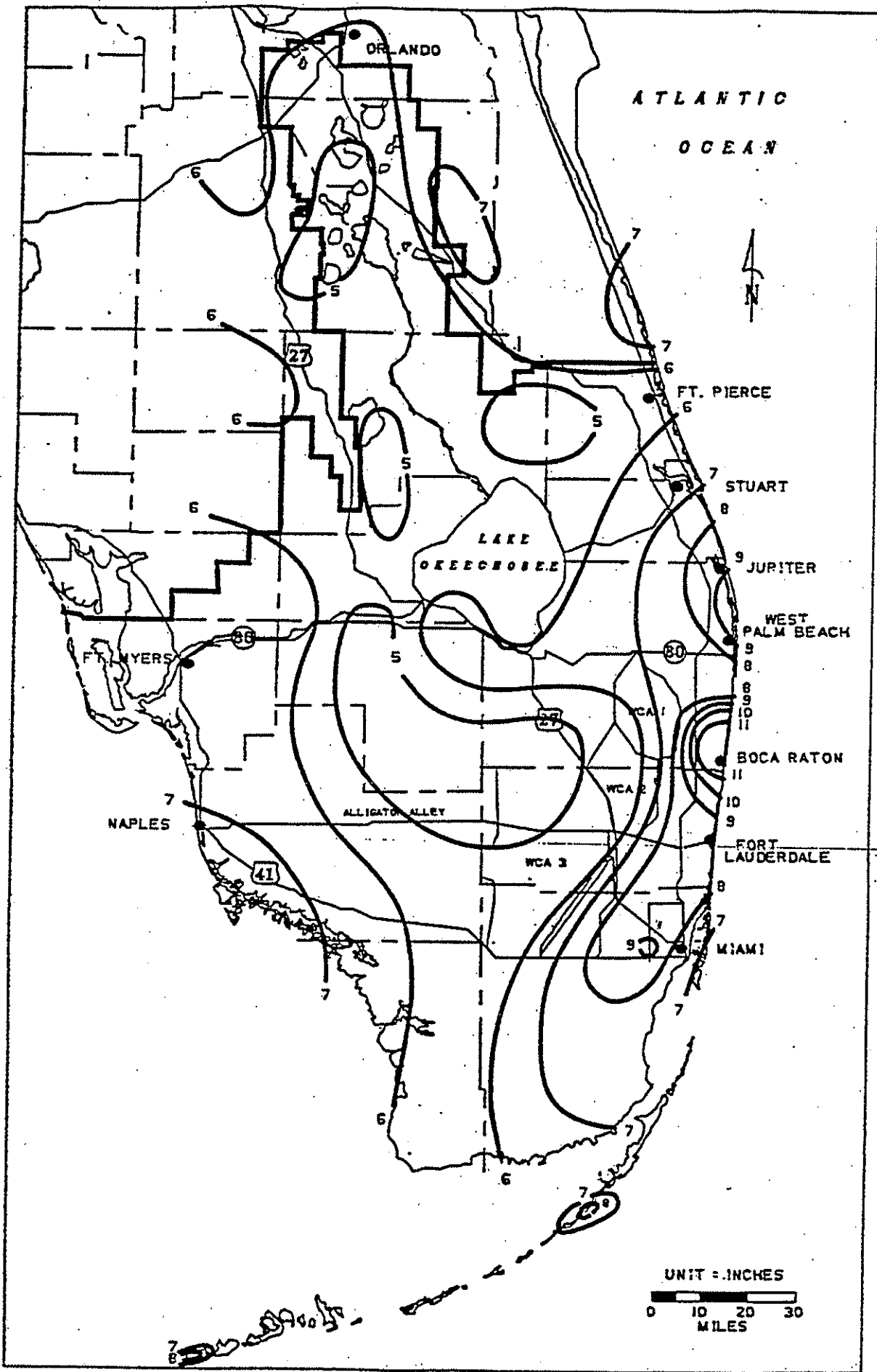


FIGURE C-4. 1-DAY RAINFALL: 10-YEAR RETURN PERIOD

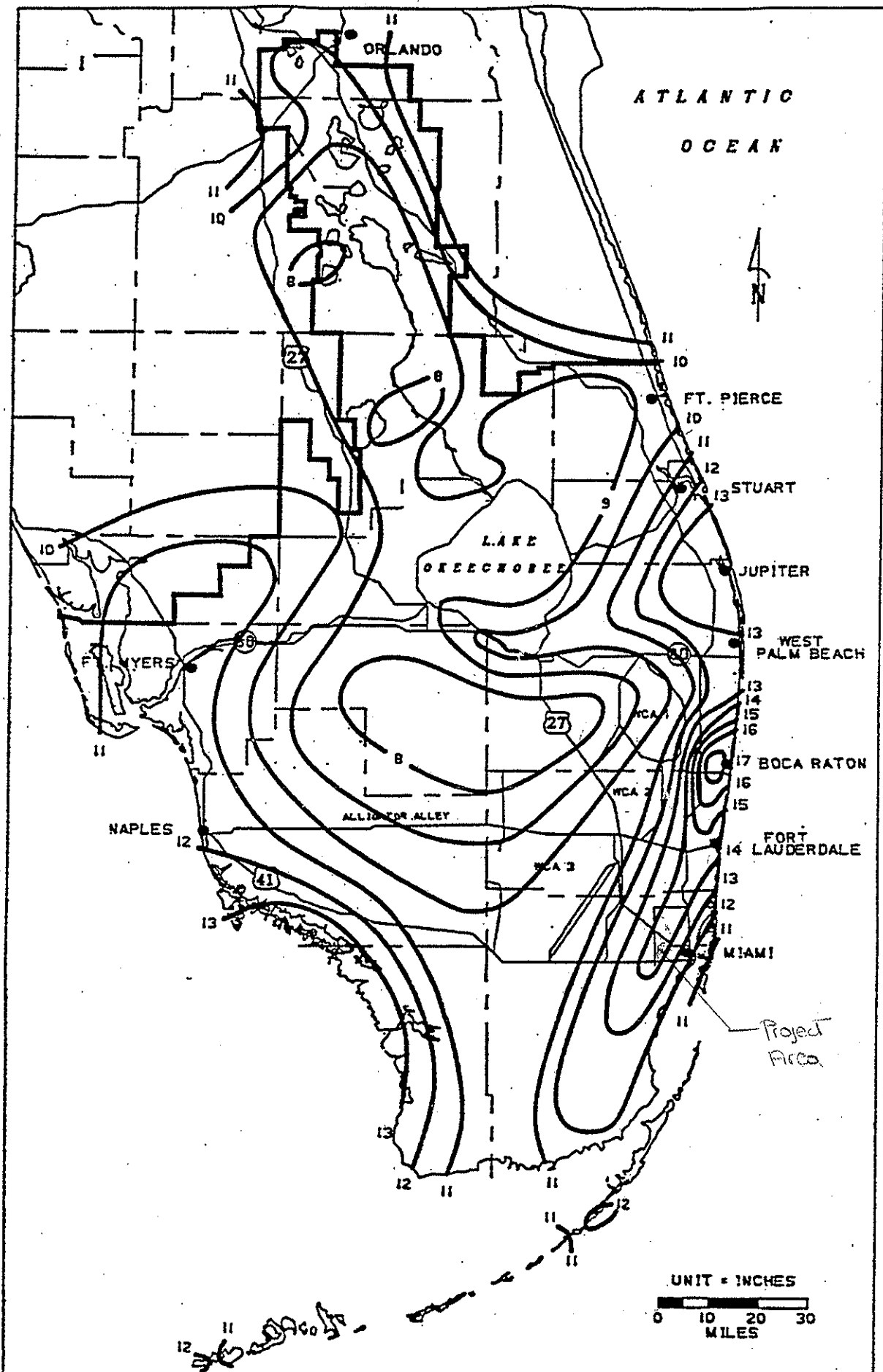


FIGURE C-8. 3-DAY RAINFALL: 25-YEAR RETURN PERIOD

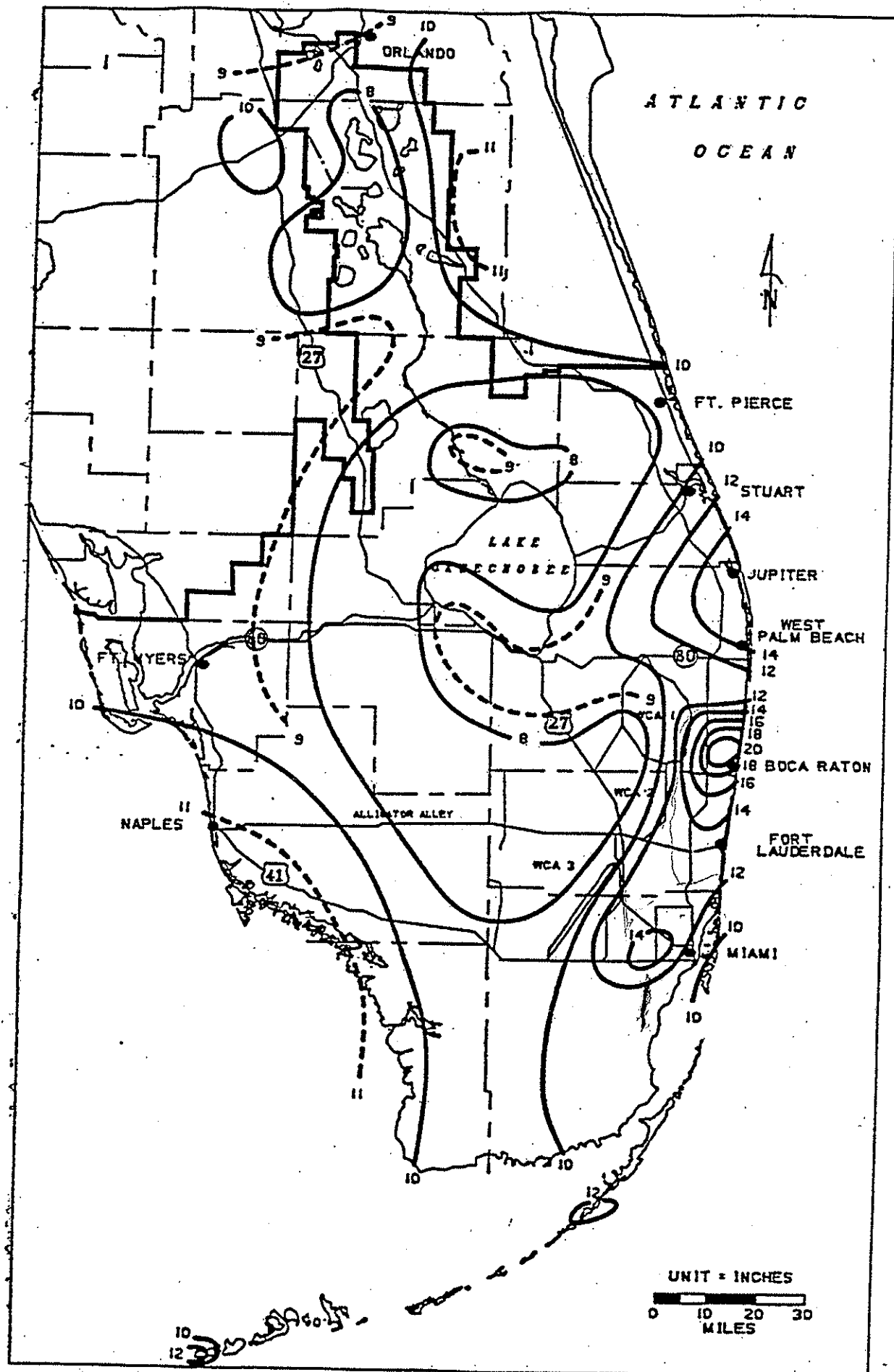


FIGURE C-6. 1-DAY RAINFALL: 100-YEAR RETURN PERIOD

APPENDIX D
Water Quality Regulations

62-302.530 Table: Surface Water Quality Criteria.

The following table contains both numeric and narrative surface water quality criteria to be applied except within zones of mixing. The left-hand column of the Table is a list of constituents for which a surface water criterion exists. The headings for the water quality classifications are found at the top of the Table, and the classification descriptions for the headings are specified in subsection 62-302.400(1), F.A.C. Applicable criteria lie within the Table. The individual criteria should be read in conjunction with other provisions in water quality standards, including Rule 62-302.500, F.A.C. The criteria contained in Rule 62-302.500, F.A.C., also apply to all waters unless alternative or more stringent criteria are specified in Rule 62-302.530, F.A.C. Unless otherwise stated, all criteria express the maximum not to be exceeded at any time. In some cases, there are separate or additional limits, which apply independently of the maximum not to be exceeded at any time. For example, annual average (denoted as “annual avg.” in the Table) means the maximum concentration at average annual flow conditions (see subsection 62-302.200(2), F.A.C.). In applying the water quality standards, the Department shall take into account the variability occurring in nature and shall recognize the statistical variability inherent in sampling and testing procedures. The Department’s assessment methodology, set forth in Chapter 62-303, F.A.C., accounts for such natural and statistical variability when used to assess ambient waters pursuant to sections 305(b) and 303(d) of the Federal Clean Water Act.

Criteria for Surface Water Quality Classifications

Parameter	Units	Class I	Class II	Class III and Class III-Limited (see Note 4)		Class IV	Class V
				Predominantly Fresh Waters	Predominantly Marine Waters		
(1) Alkalinity	Milligrams/L as CaCO ₃	Shall not be depressed below 20		Shall not be depressed below 20		≤ 600	
(2) Aluminum	Milligrams/L		≤ 1.5		≤ 1.5		
(3) Ammonia (un-ionized)	Milligrams/L as NH ₃	≤ 0.02		≤ 0.02			
(4) Antimony	Micrograms/L	≤ 14.0	≤ 4,300	≤ 4,300	≤ 4,300		
(5)(a) Arsenic (total)	Micrograms/L	≤ 10	≤ 50	≤ 50	≤ 50	≤ 50	≤ 50
(5)(b) Arsenic (trivalent)	Micrograms/L measured as total recoverable Arsenic		≤ 36		≤ 36		

(6) Bacteriological Quality (Fecal7 Coliform Bacteria)	Number per 100 ml (Most Probable Number (MPN) or Membrane Filter (MF))	MPN or MF counts shall not exceed a monthly average of 200, nor exceed 400 in 10% of the samples, nor exceed 800 on any one day. Monthly averages shall be expressed as geometric means based on a minimum of 5 samples taken over a 30 day period.	MPN shall not exceed a median value of 14 with not more than 10% of the samples exceeding 43, nor exceed 800 on any one day.	MPN or MF counts shall not exceed a monthly average of 200, nor exceed 400 in 10% of the samples, nor exceed 800 on any one day. Monthly averages shall be expressed as geometric means based on a minimum of 10 samples taken over a 30 day period.	MPN or MF counts shall not exceed a monthly average of 200, nor exceed 400 in 10% of the samples, nor exceed 800 on any one day. Monthly averages shall be expressed as geometric means based on a minimum of 10 samples taken over a 30 day period.		
(7) Barium	Milligrams/L	≤ 1					
(8) Benzene	Micrograms/L	≤ 1.18	≤ 71.28 annual avg.	≤ 71.28 annual avg.	≤ 71.28 annual avg.		
(9) Beryllium	Micrograms/L	≤ 0.0077 annual avg.	≤ 0.13 annual avg.	≤ 0.13 annual avg.	≤ 0.13 annual avg.	≤ 100 in waters with a hardness in mg/L of CaCO_3 of less than 250 and shall not exceed 500 in harder waters	
(10) Biological Integrity	Per cent reduction of Shannon-Weaver Diversity Index	The Index for benthic macroinvertebrates shall not be reduced to less than 75% of background levels as measured using organisms retained by a U. S. Standard No. 30 sieve and collected and composited from a minimum of three Hester-Dendy type artificial substrate samplers of 0.10 to 0.15 m ² area each, incubated for a period of four weeks.	The Index for benthic macroinvertebrates shall not be reduced to less than 75% of established background levels as measured using organisms retained by a U. S. Standard No. 30 sieve and collected and composited from a minimum of three natural substrate samples, taken with Ponar type samplers with minimum sampling area of 225 cm ² .	The Index for benthic macroinvertebrates shall not be reduced to less than 75% of established background levels as measured using organisms retained by a U. S. Standard No. 30 sieve and collected and composited from a minimum of three Hester-Dendy type artificial substrate samplers of 0.10 to 0.15 m ² area each, incubated for a period of four weeks.	The Index for benthic macroinvertebrates shall not be reduced to less than 75% of established background levels as measured using organisms retained by a U. S. Standard No. 30 sieve and collected and composited from a minimum of three natural substrate samples, taken with Ponar type samplers with minimum sampling area of 225 cm ² .		

(11) BOD (Biochemical Oxygen Demand)		Shall not be increased to exceed values which would cause dissolved oxygen to be depressed below the limit established for each class and, in no case, shall it be great enough to produce nuisance conditions.					
(12) Boron	Milligrams/L					≤ 0.75	
(13) Bromates	Milligrams/L		≤ 100		≤ 100		
(14) Bromine (free molecular)	Milligrams/L		≤ 0.1		≤ 0.1		
(15) Cadmium	Micrograms/L See Notes (1) and (3).	Cd ≤ $e^{(0.7409[\ln H]-4.719)}$;	≤ 8.8	Cd ≤ $e^{(0.7409[\ln H]-4.719)}$;	≤ 8.8		
(16) Carbon tetrachloride	Micrograms/L	≤ 0.25 annual avg.; 3.0 max	≤ 4.42 annual avg.	≤ 4.42 annual avg.	≤ 4.42 annual avg.		
(17) Chlorides	Milligrams/L	≤ 250	Not increased more than 10% above normal background. Normal daily and seasonal fluctuations shall be maintained.		Not increased more than 10% above normal background. Normal daily and seasonal fluctuations shall be maintained.		In predominantly marine waters, not increased more than 10% above normal background. Normal daily and seasonal fluctuations shall be maintained.
(18) Chlorine (total residual)	Milligrams/L	≤ 0.01	≤ 0.01	≤ 0.01	≤ 0.01		
(19)(a) Chromium (trivalent)	Micrograms/L measured as total recoverable Chromium See Notes (1) and (3).	Cr (III) ≤ $e^{(0.819[\ln H]+0.6848)}$		Cr (III) ≤ $e^{(0.819[\ln H]+0.6848)}$		Cr (III) ≤ $e^{(0.819[\ln H]+0.6848)}$	In predominantly fresh waters, ≤ $e^{(0.819[\ln H]+0.6848)}$
(19)(b) Chromium (hexavalent)	Micrograms/L See Note (3)	≤ 11	≤ 50	≤ 11	≤ 50	≤ 11	In predominantly fresh waters, ≤ 11. In predominantly marine waters, ≤ 50
(20) Chronic Toxicity (see definition in Section 62-302.200(4), F.A.C. and also see below, "Substances in concentrations which...")							

(21) Color, etc. (see also Minimum Criteria, Odor, Phenols, etc.)	Color, odor, and taste producing substances and other deleterious substances, including other chemical compounds attributable to domestic wastes, industrial wastes, and other wastes					Only such amounts as will not render the waters unsuitable for agricultural irrigation, livestock watering, industrial cooling, industrial process water supply purposes, or fish survival.	
(22) Conductance, Specific	Micromhos/cm	Shall not be increased more than 50% above background or to 1275, whichever is greater.		Shall not be increased more than 50% above background or to 1275, whichever is greater.		Shall not be increased more than 50% above background or to 1275, whichever is greater.	Shall not exceed 4,000
(23) Copper	Micrograms/L See Notes (1) and (3).	$Cu \leq e^{(0.8545[\ln H]-1.702)}$	≤ 3.7	$Cu \leq e^{(0.8545[\ln H]-1.702)}$	≤ 3.7	≤ 500	≤ 500
(24) Cyanide	Micrograms/L	≤ 5.2	≤ 1.0	≤ 5.2	≤ 1.0	≤ 5.0	≤ 5.0
(25) Definitions (see Section 62-302.200, F.A.C.)							
(26) Detergents	Milligrams/L	≤ 0.5	≤ 0.5	≤ 0.5	≤ 0.5	≤ 0.5	≤ 0.5
(27) 1,1-Dichloroethylene (1,1-dichloroethene)	Micrograms/L	≤ 0.057 annual avg.; ≤ 7.0 max	≤ 3.2 annual avg.	≤ 3.2 annual avg.	≤ 3.2 annual avg.		
(28) Dichloromethane (methylene chloride)	Micrograms/L	≤ 4.65 annual avg.	$\leq 1,580$ annual avg.	$\leq 1,580$ annual avg.	$\leq 1,580$ annual avg.		
(29) 2,4-Dinitrotoluene	Micrograms/L	≤ 0.11 annual avg.	≤ 9.1 annual avg.	≤ 9.1 annual avg.	≤ 9.1 annual avg.		
(30) Dissolved Oxygen	Milligrams/L	Shall not be less than 5.0. Normal daily and seasonal fluctuations above this level shall be maintained.	Shall not average less than 5.0 in a 24-hour period and shall never be less than 4.0. Normal daily and seasonal fluctuations above these levels shall be maintained.	Shall not be less than 5.0. Normal daily and seasonal fluctuations above these levels shall be maintained.	Shall not average less than 5.0 in a 24-hour period and shall never be less than 4.0. Normal daily and seasonal fluctuations above these levels shall be maintained.	Shall not average less than 4.0 in a 24-hour period and shall never be less than 3.0.	Shall not be less than 0.3, fifty percent of the time on an annual basis for flows greater than or equal to 250 cubic feet per second and shall never be less than 0.1. Normal daily and seasonal fluctuations above these levels shall be maintained.

(31) Dissolved Solids	Milligrams/L	≤ 500 as a monthly avg.; $\leq 1,000$ max					
(32) Fluorides	Milligrams/L	≤ 1.5	≤ 1.5	≤ 10.0	≤ 5.0	≤ 10.0	≤ 10.0
(33) "Free Froms" (see Minimum Criteria in Section 62-302.500, F.A.C.)							
(34) "General Criteria" (see Section 62-302.500, F.A.C. and individual criteria)							
(35)(a) Halomethanes (Total trihalomethanes) (total of bromoform, chlorodibromomethane, dichlorobromomethane, and chloroform). Individual halomethanes shall not exceed (b)1. to (b)5. below.	Micrograms/L	≤ 80					
(35)(b)1. Halomethanes (individual): Bromoform	Micrograms/L	≤ 4.3 annual avg.	≤ 360 annual avg.	≤ 360 annual avg.	≤ 360 annual avg.		
(35)(b)2. Halomethanes (individual): Chlorodibromomethane	Micrograms/L	≤ 0.41 annual avg.	≤ 34 annual avg.	≤ 34 annual avg.	≤ 34 annual avg.		
(35)(b)3. Halomethanes (individual): Chloroform	Micrograms/L	≤ 5.67 annual avg.	≤ 470.8 annual avg.	≤ 470.8 annual avg.	≤ 470.8 annual avg.		
(35)(b)4. Halomethanes (individual): Chloromethane (methyl chloride)	Micrograms/L	≤ 5.67 annual avg.	≤ 470.8 annual avg.	≤ 470.8 annual avg.	≤ 470.8 annual avg.		
(35)(b)5. Halomethanes (individual): Dichlorobromomethane	Micrograms/L	≤ 0.27 annual avg.	≤ 22 annual avg.	≤ 22 annual avg.	≤ 22 annual avg.		
(36) Hexachlorobutadiene	Micrograms/L	≤ 0.45 annual avg.	≤ 49.7 annual avg.	≤ 49.7 annual avg.	≤ 49.7 annual avg.		
(37) Imbalance (see Nutrients)							
(38) Iron	Milligrams/L	≤ 1.0	≤ 0.3	≤ 1.0	≤ 0.3	≤ 1.0	

(39) Lead	Micrograms/L See Notes (1) and (3).	$Pb \leq e^{(1.273[\ln H] - 4.705)}$;	≤ 8.5	$Pb \leq e^{(1.273 [\ln H] - 4.705)}$;	≤ 8.5	≤ 50	≤ 50
(40) Manganese	Milligrams/L		≤ 0.1				
(41) Mercury	Micrograms/L	0.012	0.025	0.012	0.025	≤ 0.2	≤ 0.2
(42) Minimum Criteria (see Section 62-302.500, F.A.C.)							
(43) Mixing Zones (See Section 62-4.244, F.A.C.)							
(44) Nickel	Micrograms/L See Notes (1) and (3).	$Ni \leq e^{(0.846[\ln H] + 0.0584)}$	≤ 8.3	$Ni \leq e^{(0.846[\ln H] + 0.0584)}$	≤ 8.3	≤ 100	
(45) Nitrate	Milligrams/L as N	≤ 10 or that concentration that exceeds the nutrient criteria					
(46) Nuisance Species		Substances in concentrations which result in the dominance of nuisance species: none shall be present.					
(47)(a) Nutrients		The discharge of nutrients shall continue to be limited as needed to prevent violations of other standards contained in this chapter. Man-induced nutrient enrichment (total nitrogen or total phosphorus) shall be considered degradation in relation to the provisions of Rules 62-302.300, 62-302.700, and 62-4.242, F.A.C.					
(47)(b) Nutrients		In no case shall nutrient concentrations of a body of water be altered so as to cause an imbalance in natural populations of aquatic flora or fauna.					
(48) Odor (also see Color, Minimum Criteria, Phenolic Compounds, etc.)	Threshold odor number		Shall not exceed 24 at 60 degrees C as a daily average.				Odor producing substances: only in such amounts as will not unreasonably interfere with use of the water for the designated purpose of this classification.
(49)(a) Oils and Greases	Milligrams/L	Dissolved or emulsified oils and greases shall not exceed 5.0	Dissolved or emulsified oils and greases shall not exceed 5.0	Dissolved or emulsified oils and greases shall not exceed 5.0	Dissolved or emulsified oils and greases shall not exceed 5.0	Dissolved or emulsified oils and greases shall not exceed 5.0	Dissolved or emulsified oils and greases shall not exceed 10.0
(49)(b) Oils and Greases		No undissolved oil, or visible oil defined as iridescence, shall be present so as to cause taste or odor, or otherwise interfere with the beneficial use of waters.					
(50) Pesticides and Herbicides							
(50)(a) 2,4,5-TP	Micrograms/L	≤ 10					
(50)(b) 2-4-D	Micrograms/L	≤ 100					
(50)(c) Aldrin	Micrograms/L	$\leq .00013$ annual avg.; 3.0 max	$\leq .00014$ annual avg.; 1.3 max	$\leq .00014$ annual avg.; 3.0 max	$\leq .00014$ annual avg.; 1.3 max		

(50)(d) Beta-hexachlorocyclohexane (b-BHC)	Micrograms/L	≤ 0.014 annual avg.	≤ 0.046 annual avg.	≤ 0.046 annual avg.	≤ 0.046 annual avg.		
(50)(e) Chlordane	Micrograms/L	≤ 0.00058 annual avg.; 0.0043 max	≤ 0.00059 annual avg.; 0.004 max	≤ 0.00059 annual avg.; 0.0043 max	≤ 0.00059 annual avg.; 0.004 max		
(50)(f) DDT	Micrograms/L	≤ 0.00059 annual avg.; 0.001 max	≤ 0.00059 annual avg.; 0.001 max	≤ 0.00059 annual avg.; 0.001 max	≤ 0.00059 annual avg.; 0.001 max		
(50)(g) Demeton	Micrograms/L	≤ 0.1	≤ 0.1	≤ 0.1	≤ 0.1		
(50)(h) Dieldrin	Micrograms/L	≤ 0.00014 annual avg.; 0.0019 max	≤ 0.00014 annual avg.; 0.0019 max	≤ 0.00014 annual avg.; 0.0019 max	≤ 0.00014 annual avg.; 0.0019 max		
(50)(i) Endosulfan	Micrograms/L	≤ 0.056	≤ 0.0087	≤ 0.056	≤ 0.0087		
(50)(j) Endrin	Micrograms/L	≤ 0.0023	≤ 0.0023	≤ 0.0023	≤ 0.0023		
(50)(k) Guthion	Micrograms/L	≤ 0.01	≤ 0.01	≤ 0.01	≤ 0.01		
(50)(l) Heptachlor	Micrograms/L	≤ 0.00021 annual avg.; 0.0038 max	≤ 0.00021 annual avg.; 0.0036 max	≤ 0.00021 annual avg.; 0.0038 max	≤ 0.00021 annual avg.; 0.0036 max		
(50)(m) Lindane (g-benzene hexachloride)	Micrograms/L	≤ 0.019 annual avg.; 0.08 max	≤ 0.063 annual avg.; 0.16 max	≤ 0.063 annual avg.; 0.08 max	≤ 0.063. annual avg.; 0.16 max		
(50)(n) Malathion	Micrograms/L	≤ 0.1	≤ 0.1	≤ 0.1	≤ 0.1		
(50)(o) Methoxychlor	Micrograms/L	≤ 0.03	≤ 0.03	≤ 0.03	≤ 0.03		
(50)(p) Mirex	Micrograms/L	≤ 0.001	≤ 0.001	≤ 0.001	≤ 0.001		
(50)(q) Parathion	Micrograms/L	≤ 0.04	≤ 0.04	≤ 0.04	≤ 0.04		
(50)(r) Toxaphene	Micrograms/L	≤ 0.0002	≤ 0.0002	≤ 0.0002	≤ 0.0002		
(51)(a) pH (Class I and Class IV Waters)	Standard Units	Shall not vary more than one unit above or below natural background provided that the pH is not lowered to less than 6 units or raised above 8.5 units. If natural background is less than 6 units, the pH shall not vary below natural background or vary more than one unit above natural background. If natural background is higher than 8.5 units, the pH shall not vary above natural background or vary more than one unit below background.					
(51)(b) pH (Class II Waters)	Standard Units	Shall not vary more than one unit above or below natural background of coastal waters as defined in paragraph 62-302.520(3)(b), F.A.C., or more than two-tenths unit above or below natural background of open waters as defined in paragraph 62-302.520(3)(f), F.A.C., provided that the pH is not lowered to less than 6.5 units or raised above 8.5 units. If natural background is less than 6.5 units, the pH shall not vary below natural background or vary more than one unit above natural background for coastal waters or more than two-tenths unit above natural background for open waters. If natural background is higher than 8.5 units, the pH shall not vary above natural background or vary more than one unit below natural background of coastal waters or more than two-tenths unit below natural background of open waters.					
(51)(c) pH (Class III Waters)	Standard Units	Shall not vary more than one unit above or below natural background of predominantly fresh waters and coastal waters as defined in paragraph 62-302.520(3)(b), F.A.C. or more than two-tenths unit above or below natural background of open waters as defined in paragraph 62-302.520(3)(f), F.A.C., provided that the pH is not lowered to less than 6 units in predominantly fresh waters, or less than 6.5 units in predominantly marine waters, or raised above 8.5 units. If natural background is less than 6 units, in predominantly fresh waters or 6.5 units in predominantly marine waters, the pH shall not vary below natural background or vary more than one unit above natural background of predominantly fresh waters and coastal waters, or more than two-tenths unit above natural background of open waters. If natural background is higher than 8.5 units, the pH shall not vary above natural background or vary more than one unit below natural background of predominantly fresh waters and coastal waters, or more than two-tenths unit below natural background of open waters.					

(51)(d) pH (Class V Waters)	Standard Units	Not lower than 5.0 nor greater than 9.5 except certain swamp waters which may be as low as 4.5.					
(52)(a) Phenolic Compounds: Total		Phenolic compounds other than those produced by the natural decay of plant material, listed or unlisted, shall not taint the flesh of edible fish or shellfish or produce objectionable taste or odor in a drinking water supply.					
(52)(b) Total Chlorinated Phenols and Chlorinated Cresols	Micrograms/L	<p>1. The total of all chlorinated phenols, and chlorinated cresols, except as set forth in (c)1. to (c)4. below, shall not exceed 1.0 unless higher values are shown not to be chronically toxic. Such higher values shall be approved in writing by the Secretary.</p> <p>2. The compounds listed in (c)1. to (c)6. below shall not exceed the limits specified for each compound.</p>					<p>1. The total of the following Phenolic compounds shall not exceed 50:</p> <p>a) Chlorinated phenols;</p> <p>b) Chlorinated cresols; and</p> <p>c) 2,4-dinitrophenol.</p>
(52)(c) 1. Phenolic Compound: 2-chlorophenol	Micrograms/L	≤ 120	< 400 See Note (2).	< 400 See Note (2).	< 400 See Note (2).	< 400 See Note (2).	
(52)(c) 2. Phenolic Compound: 2,4-dichlorophenol	Micrograms/L	< 93 See Note (2).	< 790 See Note (2).	< 790 See Note (2).	< 790 See Note (2).	< 790 See Note (2).	
(52)(c) 3. Phenolic Compound: Pentachlorophenol	Micrograms/L	≤ 30 max; ≤ 0.28 annual avg; $\leq e^{(1.005[\text{pH}]-5.29)}$	≤ 7.9	≤ 30 max; ≤ 8.2 annual avg; $\leq e^{(1.005[\text{pH}]-5.29)}$	≤ 7.9	≤ 30	
(52)(c) 4. Phenolic Compound: 2,4,6-trichlorophenol	Micrograms/L	≤ 2.1 annual avg.	≤ 6.5 annual avg.	≤ 6.5 annual avg.	≤ 6.5 annual avg.	≤ 6.5 annual avg.	
(52)(c) 5. Phenolic Compound: 2,4-dinitrophenol	Milligrams/L	≤ 0.0697 See Note (2).	≤ 14.26 See Note (2).	≤ 14.26 See Note (2).	≤ 14.26 See Note (2).	≤ 14.26 See Note (2).	
(52)(c) 6. Phenolic Compound: Phenol	Milligrams/L	≤ 0.3	≤ 0.3	≤ 0.3	≤ 0.3	≤ 0.3	≤ 0.3
(53) Phosphorus (Elemental)	Micrograms/L		≤ 0.1		≤ 0.1		
(54) Phthalate Esters	Micrograms/L	≤ 3.0		≤ 3.0			
(55) Polychlorinated Biphenyls (PCBs)	Micrograms/L	≤ 0.000044 annual avg.; 0.014 max	≤ 0.000045 annual avg.; 0.03 max	≤ 0.000045 annual avg.; 0.014 max	≤ 0.000045 annual avg.; 0.03 max		

(56)(a) Polycyclic Aromatic Hydrocarbons (PAHs). Total of: Acenaphthylene; Benzo(a)anthracene; Benzo(a)pyrene; Benzo(b)fluoranthene; Benzo-(ghi)perylene; Benzo(k)fluoranthene; Chrysene; Dibenzo-(a,h)anthracene; Indeno(1,2,3-cd)pyrene; and Phenanthrene	Micrograms/L	≤ 0.0028 annual avg.	≤ 0.031 annual avg.	≤ 0.031 annual avg.	≤ 0.031 annual avg.		
(56)(b)1. (Individual PAHs): Acenaphthene	Milligrams/L	< 1.2 See Note (2).	< 2.7 See Note (2).	< 2.7 See Note (2).	< 2.7 See Note (2).		
(56)(b)2. (Individual PAHs): Anthracene	Milligrams/L	< 9.6 See Note (2).	< 110 See Note (2).	< 110 See Note (2).	< 110 See Note (2).		
(56)(b)3. (Individual PAHs): Fluoranthene	Milligrams/L	< 0.3 See Note (2).	< 0.370 See Note (2).	< 0.370 See Note (2).	< 0.370 See Note (2).		
(56)(b)4. (Individual PAHs): Fluorene	Milligrams/L	< 1.3 See Note (2).	< 14 See Note (2).	< 14 See Note (2).	< 14 See Note (2).		
(56)(b)5. (Individual PAHs): Pyrene	Milligrams/L	< 0.96 See Note (2).	< 11 See Note (2).	< 11 See Note (2).	< 11 See Note (2).		
(57)(a) Radioactive substances (Combined radium 226 and 228)	Picocuries/L	≤ 5	≤ 5	≤ 5	≤ 5	≤ 5	≤ 5
(57)(b) Radioactive substances (Gross alpha particle activity including radium 226, but excluding radon and uranium)	Picocuries/L	≤ 15	≤ 15	≤ 15	≤ 15	≤ 15	≤ 15
(58) Selenium	Micrograms/L	≤ 5.0	≤ 71	≤ 5.0	≤ 71		
(59) Silver	Micrograms/L See Note (3).	≤ 0.07	See Minimum criteria in Section 62-302.500(1)(c)	≤ 0.07	See Minimum criteria in Section 62-302.500(1)(c)		
(60) Specific Conductance (see Conductance, Specific, above)							

(61) Substances in concentrations which injure, are chronically toxic to, or produce adverse physiological or behavioral response in humans, plants, or animals		None shall be present.					
(62) 1,1,2,2-Tetrachloroethane	Micrograms/L	≤ 0.17 annual avg.	≤ 10.8 annual avg.	≤ 10.8 annual avg.	≤ 10.8 annual avg.		
(63) Tetrachloroethylene (1,1,2,2-tetrachloroethene)	Micrograms/L	≤ 0.8 annual avg., ≤ 3.0 max	≤ 8.85 annual avg.	≤ 8.85 annual avg.	≤ 8.85 annual avg.		
(64) Thallium	Micrograms/L	< 1.7	< 6.3	< 6.3	< 6.3		
(65) Thermal Criteria (See Section 62-302.520)							
(66) Total Dissolved Gases	Percent of the saturation value for gases at the existing atmospheric and hydrostatic pressures	≤ 110% of saturation value	≤ 110% of saturation value	≤ 110% of saturation value	≤ 110% of saturation value		
(67) Transparency	Depth of the compensation point for photosynthetic activity	Shall not be reduced by more than 10% as compared to the natural background value.	Shall not be reduced by more than 10% as compared to the natural background value.	Shall not be reduced by more than 10% as compared to the natural background value.	Shall not be reduced by more than 10% as compared to the natural background value.		
(68) Trichloroethylene (trichloroethene)	Micrograms/L	≤ 2.7 annual avg., ≤ 3.0 max	≤ 80.7 annual avg.	≤ 80.7 annual avg.	≤ 80.7 annual avg.		
(69) Turbidity	Nephelometric Turbidity Units (NTU)	≤ 29 above natural background conditions	≤ 29 above natural background conditions	≤ 29 above natural background conditions	≤ 29 above natural background conditions	≤ 29 above natural background conditions	≤ 29 above natural background conditions
(70) Zinc	Micrograms/L See Notes (1) and (3).	$Zn \leq e^{(0.8473[\ln H]+0.884)}$	≤ 86	$Zn \leq e^{(0.8473[\ln H]+0.884)}$	≤ 86	≤ 1,000	≤ 1,000

Notes: (1) “ln H” means the natural logarithm of total hardness expressed as milligrams/L of CaCO₃. For metals criteria involving equations with hardness, the hardness shall be set at 25 mg/L if actual hardness is < 25 mg/L and set at 400 mg/L if actual hardness is > 400 mg/L. (2) This criterion is protective of human health not of aquatic life. (3) For application of dissolved metals criteria see paragraph 62-302.500(2)(d), F.A.C. (4) Class III-Limited waters have at least one Site Specific Alternative Criterion as established under Rule 62-302.800, F.A.C.

Rulemaking Authority 403.061, 403.062, 403.087, 403.504, 403.704, 403.804 FS. Law Implemented 403.021, 403.061, 403.087, 403.088, 403.141, 403.161, 403.182, 403.502, 403.702, 403.708 FS. History—New 1-28-90, Formerly 17-3.065, Amended 2-13-92, 6-17-92, Formerly 17-302.540, 17-302.550, 17-302.560, 17-302.570, 17-302.580, Amended 4-25-93, Formerly 17-302.530, Amended 1-23-95, 1-15-96, 5-15-02, 7-19-04, 12-7-06, 8-5-10.